

DID YOU KNOW?

about our... **RENDER WASHER**



CONX[®]TRUCT

**NEW
PRODUCT**

» **Installation:** Washers are used with 10 gauge countersunk screw of various lengths.

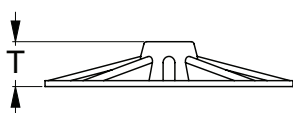

T9PD3SQ10



RENDER WASHER

NYLON POLYETHYLENE / HEC / NYLON BLUE

Part	QFind	Screw Gauge to suit	OD (mm)	ID (mm)	Thickness T (mm)	Colour	Pack Qty
WRPEBRM05040	WR40	#10	41	5.2	7.1	Blue	100



Evenly distributes fastener load

» Application:

- Fixing of thermal insulated wall panels

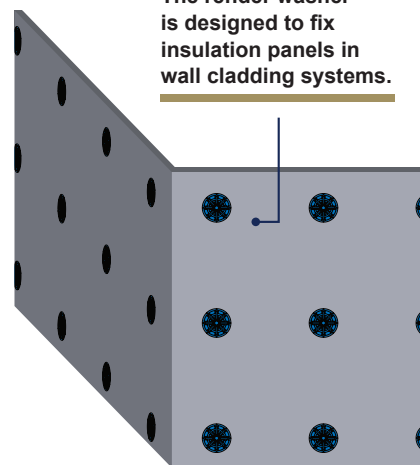
» Trades:

- Builders
- Renderers

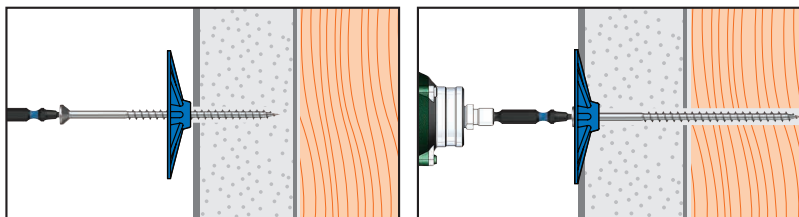
» Features:

- Lightweight and easy to install
- Raised face and 8 reinforcing ribs to prevent spinning during installation
- Large outside diameter for contact with panels

The render washer is designed to fix insulation panels in wall cladding systems.



Installation



Instructions Guide: Position washer and install fasteners evenly across wall. To avoid distortion of the product or substrate around the washer, do not over tighten.

TXDIPSQ

» Recommended: Square #2 Drive Bit