



# HOBSON EXD6XP37M XBOLT® PRO 316 BI-METAL DOME HEAD

ETA 19/0755 (09/03/2020)

ETAG 001 Part 6†

Fire Resistant

DOC Link 10034

† Suitable for use in Cracked and Non-Cracked Concrete where multiple fixings are used in Non-Structural applications.

Approval body for construction products  
and types of construction

Bautechnisches Prüfamt

An institution established by the Federal and  
Laender Governments



## European Technical Assessment

**ETA-19/0755**  
**of 9 March 2020**

English translation prepared by DIBt - Original version in German language

### General Part

Technical Assessment Body issuing the  
European Technical Assessment:

Deutsches Institut für Bautechnik

Trade name of the construction product

Hobson XBolt concrete screw anchor EXH6 / EXD6 /  
EXK6

Product family  
to which the construction product belongs

Fasteners for use in concrete for redundant  
non-structural systems

Manufacturer

Hobson Engineering Co Pty Ltd  
10 Clay Place  
Eastern Creek NSW 2766  
AUSTRALIEN

Manufacturing plant

Hobson Engineering plant no 4

This European Technical Assessment  
contains

14 pages including 3 annexes which form an integral part  
of this assessment

This European Technical Assessment is  
issued in accordance with Regulation (EU)  
No 305/2011, on the basis of

EAD 330747-00-0601

The European Technical Assessment is issued by the Technical Assessment Body in its official language. Translations of this European Technical Assessment in other languages shall fully correspond to the original issued document and shall be identified as such.

Communication of this European Technical Assessment, including transmission by electronic means, shall be in full. However, partial reproduction may only be made with the written consent of the issuing Technical Assessment Body. Any partial reproduction shall be identified as such.

This European Technical Assessment may be withdrawn by the issuing Technical Assessment Body, in particular pursuant to information by the Commission in accordance with Article 25(3) of Regulation (EU) No 305/2011.

**Specific Part**

**1 Technical description of the product**

The Hobson XBolt concrete screw anchor EXH6 / EXD6 / EXK6 is an anchor made of galvanised or stainless steel of size 6. The anchor is screwed into a predrilled cylindrical drill hole. The special thread of the anchor cuts an internal thread into the member while setting. The anchorage is characterised by mechanical interlock in the special thread.

The product description is given in Annex A.

**2 Specification of the intended use in accordance with the applicable European Assessment Document**

The performances given in Section 3 are only valid if the anchor is used in compliance with the specifications and conditions given in Annex B.

The verifications and assessment methods on which this European Technical Assessment is based lead to the assumption of a working life of the anchor of at least 50 years. The indications given on the working life cannot be interpreted as a guarantee given by the producer, but are to be regarded only as a means for choosing the right products in relation to the expected economically reasonable working life of the works.

**3 Performance of the product and references to the methods used for its assessment**

**3.1 Safety in case of fire (BWR 2)**

Essential characteristic	Performance
Reaction to fire	Class A1
Resistance to fire	See Annex C 3 and C 4

**3.2 Safety in use (BWR 4)**

Essential characteristic	Performance
Characteristic resistance to tension load (static and quasi-static loading)	See Annex B 2 and C 1
Characteristic resistance to shear load (static and quasi-static loading)	See Annex C 2
Durability	See Annex B 1

**4 Assessment and verification of constancy of performance (AVCP) system applied, with reference to its legal base**

In accordance with European Assessment Document EAD No. 330747-00-0601, the applicable European legal act is: [97/161/EC].

The system to be applied is: 2+

**5 Technical details necessary for the implementation of the AVCP system, as provided for in the applicable European Assessment Document**


Technical details necessary for the implementation of the AVCP system are laid down in the control plan deposited with Deutsches Institut für Bautechnik.

Issued in Berlin on 9 March 2020 by Deutsches Institut für Bautechnik


Dr.-Ing. Lars Eckfeldt  
p.p. Head of Department

*beglaubigt:*  
Baderschneider

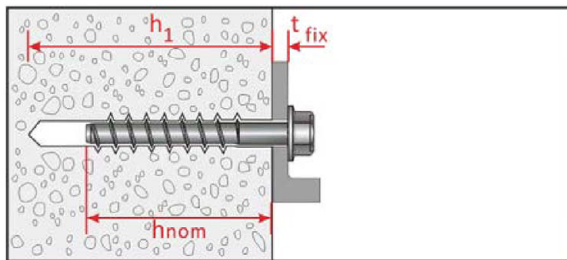
**Product in the installed condition**



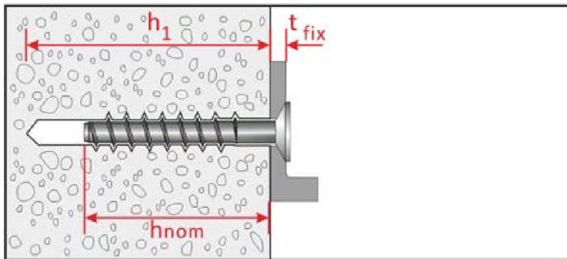
Steel 10B21



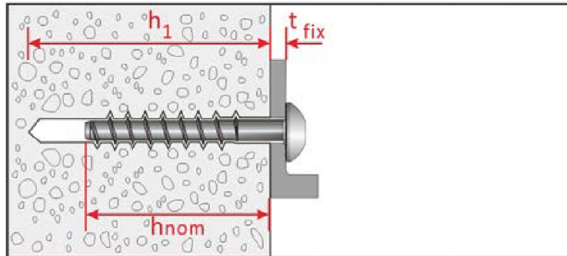
Stainless steel A2 /A4



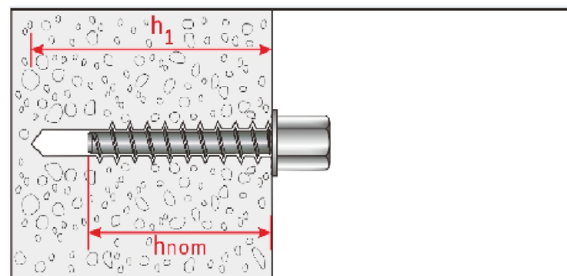
Hexagon Head : HEC-H, HEC  
-HF  
10B21 (HEC6)  
A4 (HEC6, HEC8)  
A2 (HEC8)



Countersunk Head : HEC-C  
10B21 (HEC6)  
A4 (HEC6)



Pan Head : HEC-P  
10B21 (HEC6)  
A4 (HEC6)



Internal Thread : HEC-I  
10B21 (HEC6-M8, HEC6-M10,  
HEC6-M8/M10)

**Hobson XBolt concrete screw anchor EXH6 / EXD6 / EXK6**

**Product description**  
Installed condition

**Annex A1**

**Table A1: Materials and screw types**

Name	Material								
Screw anchor	Head marking		material						
	HEC		Steel 10B21 acc. To SAE-J403 zinc coating: electro plated (> 5 µm) or mechanical plated (> 30 µm)						
	HEC A4		Stainless steel 1.4401, 1.4404 (both A4)						
	HEC A2		Stainless steel 1.4301						
	Anchor size / head types			HEC 6			HEC 8		
				-H -HF -C -P -I	-H -HF	-C -P	-H	-H	
	material			10B21	A4		A2	A4	
	Nominal value of the characteristic yield strength		f <sub>yk</sub>	N/mm <sup>2</sup>	780	640	432	640	640
	Nominal value of the characteristic teisile strength		f <sub>uk</sub>	N/mm <sup>2</sup>	870	800	540	800	800
	Elongation at rupture		A <sub>s</sub>	[%]	≤ 8				



Hexagon washer head  
 1) HEC-H size 6 (10B21 steel)  
 2) HEC-H A4 size 6,8 (stainless A4)  
 3) HEC-H A2 size 8 (stainless A2)



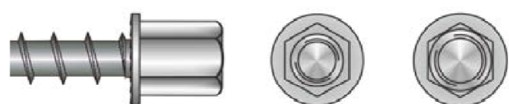
Hexagon washer head  
 3) HEC-HF size 6 (10B21 steel)  
 4) HEC-HF A4 size 6 (stainless A4)



Countersunk head  
 5) HEC-C size 6 (10B21 steel)  
 6) HEC-C A4 size 6 (stainless A4)



Pan head  
 7) HEC-P size 6 (10B21 steel)  
 8) HEC-P A4 size 6 (stainless A4)



Internal thread head (10B21 steel)  
 9) HEC-I size 6 with internal thread M8 or M10  
 10) HEC-I size 6 with internal thread M8 and M10

**Hobson XBolt concrete screw anchor EXH6 / EXD6 / EXK6**

**Product description**  
Materials and screw types

**Annex A2**

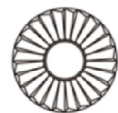
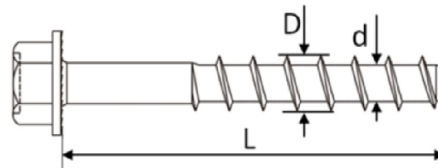
**Table A2: Dimensions and markings**

Anchor size			HEC 6				HEC 8		
			H, HF, P	C	H, HF, P	C	I	H	H
Material			Steel 10B21		Stainless A4		Steel 10B21	Stainless A2	Stainless A4
Nominal Embedment depth	$h_{nom}$	[mm]	55		70		55	52	52
Length of anchor	min L	[mm]	60	65	75	80	57	55	55
	max L	[mm]	140				57	150	
Thread diameter	D	[mm]	7,5				9,9		
Shaft diameter	d	[mm]	5,5				7,4		
Thread pitch	p	[mm]	4,45				5,8		

Steel  
10B21

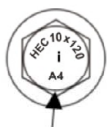


Head marking:  
Identifying mark of producer: HEC  
Nominal size: e.g. 6mm  
Length L: 70mm

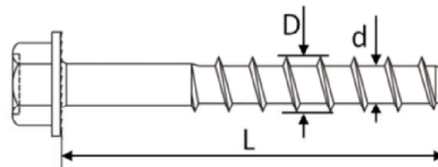


Reverse Locking  
Serrations

Stainless Steel  
A4



Head marking:  
Identifying mark of producer: HEC  
Nominal size: e.g. 6mm  
Length L: 85mm  
Material: A4

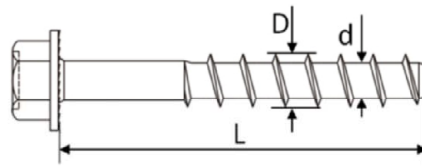


Reverse Locking  
Serrations

Stainless Steel  
A2



Head marking:  
Identifying mark of producer: HEC  
Nominal size: e.g. 8mm  
Length L: 65mm  
Material: A2



Reverse Locking  
Serrations

Hobson XBolt concrete screw anchor EXH6 / EXD6 / EXK6

**Product description**  
Dimensions and markings

**Annex A3**



## Specifications of Intended use

### Anchorage subject to:

- Static and quasi-static loads:
- Used only for multiple use for non-structural application.
- Fire exposure: only for concrete C20/25 to C50/60.

### Base materials:

- Compacted reinforced or unreinforced normal weight concrete without fibres according to EN 206:2013,
- Strength classes C20/25 to C50/60 according to EN 206:2013,
- Non-cracked or cracked concrete: all sizes.

### Use conditions (Environmental conditions)

- Anchorages subject to dry internal conditions. (zinc plated steel and stainless steel)
- Anchorages subject to external atmospheric exposure (including industrial and marine environment) or exposure in permanently damp internal conditions if no particular aggressive conditions exist. (only stainless steel with marking A4)

Note: Particular aggressive conditions are e.g. permanent, alternating immersion in seawater or the splash zone of seawater, chloride atmosphere or indoor swimming pools or atmosphere with extreme chemical pollution (e.g. in desulphurization plants or road tunnels where de-icing materials are used)

### Design:

- Anchorages are designed under the responsibility of an engineer experienced in anchorages and concrete work.
- Verifiable calculation notes and drawings are prepared taking account of the loads to be anchored. The position of the anchor is indicated on the design drawings (e. g. position of the anchor relative to reinforcement or to supports, etc.).
- Anchorages are designed in accordance with EN 1992-4:2018 Design method A and TR 055, Edition December 2016

### Installation:

- Hammer drilling only: all sizes and all embedment depths.
- Anchor installation carried out by appropriately qualified personnel and under the supervision of the person responsible for technical matters of the site.
- In case of aborted hole: new drilling at a minimum distance away of twice the depth of the aborted hole or smaller distance if the aborted hole is filled with high strength mortar and if under shear or oblique tension load it is not the direction of the load application.
- After installation further turning of the anchor shall not be possible.
- The head of the anchor must be fully engaged on the fixture and show no signs of damage.

**Hobson XBolt concrete screw anchor EXH6 / EXD6 / EXK6**

**Intended use  
Specifications**

**Annex B1**

**Table B1: Installation parameters**

Anchor size			HEC 6						HEC 8		
Head type			H, HF	P	I	C	H, HF	P	C	H	H
Material			Steel 10B21			Stainless A4			Stainless A2	Stainless A4	
Nominal diameter of drill bit	d <sub>0</sub>	[mm]	6						8		
Nominal embedment depth	h <sub>nom</sub>	[mm]	55			70			52		
Min. hole depth in concrete	h <sub>1</sub> ≥	[mm]	64			80			65		
Effective anchorage depth	h <sub>ef</sub>	[mm]	42,6			43,1			22,2		
Clearance hole	d <sub>f</sub>	[mm]	9						11		
Thickness of fixture	t <sub>fix</sub>	[mm]	5-85		-	10-85		5-70		10-70	3-98
Installation torque <sup>1)</sup>	T <sub>inst</sub>	[Nm]	20	- <sup>1)</sup>	20	- <sup>1)</sup>	- <sup>1)</sup>		- <sup>1)</sup>		31
Wrench size	WS	[mm]	10	-	12,7	-	-		-		13
Torx size	TX	-	-	40	-	40	-	40	40		-
Max. power output, machine setting	T <sub>max</sub> ≤	[Nm]	80			120	80	80		185	

1) Screws can only be set using a impact screw driver.

**Table B2: Minimum thickness of member, minimum spacing and edge distance**


Anchor size			HEC 6				HEC 8		
			H, HF, C, P, I			H, HF, C, P		H	H
Material			Steel 10B21			Stainless A4		Stainless A2	Stainless A4
Minimum member thickness	h <sub>min</sub>	[mm]	100			110		100	
Minimum edge distance	c <sub>min</sub>	[mm]	40			40		55	
Minimum spacing	s <sub>min</sub>	[mm]	40			40		55	

Hobson XBolt concrete screw anchor EXH6 / EXD6 / EXK6

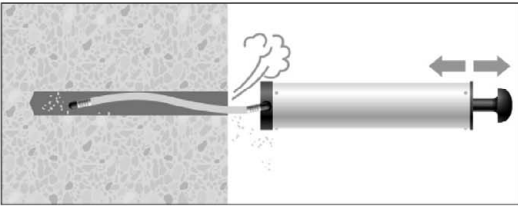
**Intended use**  
Installation parameters

**Annex B2**

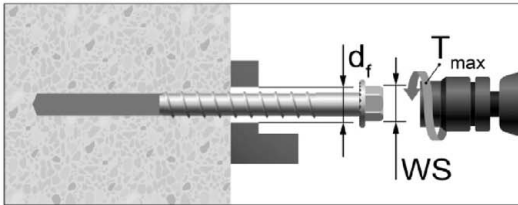
## Installation instruction



Drill the hole to the depth  $h_1$ .



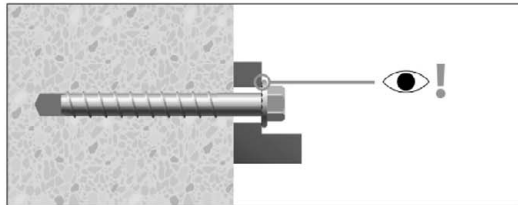
Clean the hole.



Screw in the anchor by using a torque wrench or an impact screw driver.

In case of using torque wrench:  $T_{inst}$  acc. to Table B1.

In case of using impact screw driver:  $T_{max}$  acc. to Table B1.  
WS= Wrench Size



Control of complete setting, full contact of screw head with fixture part.

Hobson XBolt concrete screw anchor EXH6 / EXD6 / EXK6

**Intended Use**  
Installation Instruction

**Annex B3**

**Table C1: Characteristic resistance under tension loading**

Anchor size			HEC 6					HEC 8			
Head type			H, HF, I	C	P	H, HF	C	P	H	H	
Material			Steel 10B21			Stainless A4		Stainless A2	Stainless A4		
<b>Steel failure</b>											
Characteristic resistance	$N_{Rk,s}$	[kN]	19,7			18,1	12,2	12,2	33,0	33,0	
Partial factor	$\gamma_{Ms}$	[-]	1,4			1,5		1,5			
<b>Pull-out failure</b>											
Characteristic resistance in cracked and uncracked concrete C20/25	$N_{Rk,p}$	[kN]	5,0	5,0	4,0	5,0	3,5	2,5	2,0		
Increasing factors for $N_{Rk,p}$ in cracked or non-cracked concrete	$\psi_c$	C30/37	1,22					1,20			
		C40/50	1,41					1,37			
		C50/60	1,58					1,51			
Installation factor	$\gamma_{inst}$	[-]	1,0			1,0		1,0			
<b>Concrete cone failure</b>											
Effective anchorage depth	$h_{ef}$	[mm]	42,6			43,1		22,2			
Characteristic edge distance	$c_{cr,N}$	[mm]						1,5 $h_{ef}$			
Characteristic spacing	$s_{cr,N}$	[mm]						3,0 $h_{ef}$			
Installation factor	$\gamma_{inst}$	[-]	1,0			1,0		1,0			
Factor for cracked concrete	$k_{cr,N}$	[-]						7,7			
Factor for uncracked concrete	$k_{ucr,N}$	[-]						11,0			
<b>Splitting failure</b>											
Proof of splitting is required	-	[-]	Yes			Yes		Yes			
Characteristic edge distance for splitting	$c_{cr,sp}$	[mm]	1,5 $h_{ef}$			1,5 $h_{ef}$		2,5 $h_{ef}$			
Characteristic anchor spacing for splitting	$s_{cr,sp}$	[mm]	3,0 $h_{ef}$			3,0 $h_{ef}$		5,0 $h_{ef}$			
Installation factor	$\gamma_{inst}$	[-]	1,0			1,0		1,0			
Factor for cracked concrete	$k_{cr,N}$	[-]						7,7			
Factor for uncracked concrete	$k_{ucr,N}$	[-]						11,0			

**Hobson XBolt concrete screw anchor EXH6 / EXD6 / EXK6**

**Performance**  
Characteristic values under tension loading

**Annex C1**

**Table C2: Characteristic resistance under shear loading**

Anchor size			HEC 6						HEC 8	
			H, HF, I	C	P	H, HF	C	P	H	H
Material			Steel 10B21			Stainless A4			Stainless A2	Stainless A4
Setting depth	$h_{nom}$	[mm]	55			70			52	
Effective embedment depth	$h_{ef}$	[mm]	42,6			43,1			22,2	
<b>Steel failure without lever arm</b>										
Characteristic resistance	$V_{Rk,s}$	[kN]	7,9			9,0	6,1	6,1	13,2	
Ductility factor	$k_7$	[-]	0,8							
Partial factor	$\gamma_{Ms}$	[-]	1,5			1,25			1,25	
<b>Steel failure with lever arm</b>										
Characteristic resistance	$M^0_{Rk,s}$	[Nm]	15,9			14,6	9,9	9,9	35,9	
Partial factor	$\gamma_{Ms}$	[-]	1,5			1,25			1,25	
<b>Concrete pryout failure</b>										
k-factor	$k_8$	[-]	1,0			1,0			1,0	
Partial factor	$\gamma_{Mcp}$	[-]	1,5							
<b>Concrete edge failure</b>										
Effective length of anchor in shear loading	$\ell_f$	[mm]	42,6			43,1			22,2	
Effective diameter of anchor	$d_{nom}$	[mm]	5,37						7,4	
Partial factor	$\gamma_{Mc}$	[-]	1,5							

**Hobson XBolt concrete screw anchor EXH6 / EXD6 / EXK6**

**Performance**  
Characteristic values under shear loading

**Annex C2**

**Table C3: Characteristic values for resistance to fire (Tension)**

Anchor size				HEC 6						HEC 8	
Head type				H, HF, I	C	P	H, HF	C	P	H	H
Material				Steel 10B21			Stainless A4			Stainless A2	Stainless A4
Partial factor		$\gamma_{M,fi}$	[-]	1,0			1,0			1,0	
<b>Steel failure</b>											
Characteristic resistance	R30	$N_{Rk,s,fi}$	[kN]	0,23			0,23			0,8	
	R60	$N_{Rk,s,fi}$	[kN]	0,20			0,20			0,7	
	R90	$N_{Rk,s,fi}$	[kN]	0,16			0,16			0,5	
	R120	$N_{Rk,s,fi}$	[kN]	0,11			0,11			0,4	
<b>Pull-out failure</b>											
Characteristic resistance in concrete $\geq$ C20/25	R30	$N_{Rk,p,fi}$	[kN]	1,3	1,0	1,3	0,9	0,6	0,5		
	R60										
	R90										
	R120	$N_{Rk,p,fi}$	[kN]	1,0	0,8	1,0	0,7	0,5	0,4		
<b>Concrete cone failure</b>											
Characteristic resistance in concrete $\geq$ C20/25	R30	$N^0_{Rk,c,fi}$	[kN]	2,0			2,1	0,4			
	R60										
	R90										
	R120	$N^0_{Rk,c,fi}$	[kN]	1,6			1,7	0,3			
Effective embedment depth		$h_{ef}$	[mm]	42,6			43,1			22,2	
Minimum member thickness		$h_{min}$	[mm]	100			110			100	
Spacing		$s_{cr,N,fi}$	[mm]	4 $h_{ef}$							
		$s_{min}$	[mm]	40			55				
Edge distance		$c_{cr,N,fi}$	[mm]	2 $h_{ef}$							
Fire exposure from one side only		$c_{min}$	[mm]	40			55				
Fire exposure from more than one side				$\geq 300$ mm							

Hobson XBolt concrete screw anchor EXH6 / EXD6 / EXK6

**Performance**  
Characteristic values for resistance to fire

**Annex C3**

**Table C4: Characteristic values for resistance to fire (Shear)**

Anchor size				HEC 6			HEC 8				
Head type				H, HF, I	C	P	H, HF	C	P	H	H
Material				Steel 10B21			Stainless A4			Stainless A2	Stainless A4
Partial factor		$\gamma_{M,fi}$	[-]	1.0							
<b>Steel failure without level arm</b>											
Characteristic resistance	R30	$V_{Rk,s,fi}$	[kN]	0,23			0,23			0,8	
	R60	$V_{Rk,s,fi}$	[kN]	0,20			0,20			0,7	
	R90	$V_{Rk,s,fi}$	[kN]	0,16			0,16			0,5	
	R120	$V_{Rk,s,fi}$	[kN]	0,11			0,11			0,4	
<b>Steel failure with level arm</b>											
Characteristic resistance	R30	$M^0_{Rk,p,fi}$	[Nm]	0,18			0,18			0,9	
	R60	$M^0_{Rk,p,fi}$	[Nm]	0,16			0,16			0,7	
	R90	$M^0_{Rk,p,fi}$	[Nm]	0,13			0,13			0,5	
	R120	$M^0_{Rk,p,fi}$	[Nm]	0,09			0,09			0,4	
<b>Pry-out failure</b>											
$k_8$			[-]	1,0			1,0			1,0	
Characteristic resistance	R30	$V_{Rk,cp,fi}$	[kN]	2,0			2,1			0,4	
	R60										
	R90										
	R120	$V_{Rk,cp,fi}$	[kN]	1,6			1,7			0,3	
<b>Concrete edge failure</b>											
Characteristic resistance	≤ R90	$V_{Rk,c,fi}$	[kN]	$V^0_{Rk,c,fi} = 0,25 * V^0_{Rk,c}$							
	R120	$V_{Rk,c,fi}$	[kN]	$V^0_{Rk,c,fi} = 0,20 * V^0_{Rk,c}$							

Hobson XBolt concrete screw anchor EXH6 / EXD6 / EXK6

**Performance**  
Characteristic values for resistance to fire

**Annex C4**