



# PRODUCT DATA

## XBolt® Screw Anchor Zinc Yellow Passivate

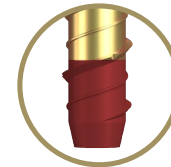
**XBolt®** is a single unit screw type anchor that can be used in solid concrete applications. Fixing is achieved by screwing the anchor into a drilled hole in concrete. As it is screwed in, the anchor taps the hole, thus enabling it to produce a mechanical interlock with the concrete.

Applications	
<ul style="list-style-type: none"> <li>• Hand rail fastening</li> <li>• Form-work support fastening</li> <li>• Mechanical, electrical and pipe bracket fastening</li> <li>• Bottom plate fixing into concrete slabs</li> <li>• Pallet racking</li> </ul>	

<b>Material</b>	 CS Carbon Steel
-----------------	---

<b>Finish</b>	 ZYP Zinc Yellow Passivate
---------------	--

Part	QFind	Dia	Length	Pack Qty
		Ø (mm)	(mm)	
MXHMSYM050030	<b>MXH118</b>	M5	30	200
MXHMSYM050050	<b>MXH119</b>		50	100
MXHMSYM060030	<b>MXH120</b>	M6	30	100
MXHMSYM060050	<b>MXH121</b>		50	100
MXHMSYM060075	<b>MXH122</b>		75	50
MXHMSYM060100	<b>MXH123</b>		100	50
MXHMSYM080050	<b>MXH124</b>	M8	50	50
MXHMSYM080060	<b>MXH125</b>		60	50
MXHMSYM080075	<b>MXH126</b>		75	50
MXHMSYM080100	<b>MXH127</b>		100	50
MXHMSYM100060	<b>MXH128</b>	M10	60	50
MXHMSYM100075	<b>MXH129</b>		75	50
MXHMSYM100100	<b>MXH130</b>		100	50
MXHMSYM100120	<b>MXH131</b>		120	50
MXHMSYM100150	<b>MXH132</b>		150	50
MXHMSYM120075	<b>MXH133</b>	M12	75	50
MXHMSYM120100	<b>MXH134</b>		100	50
MXHMSYM120150	<b>MXH135</b>		150	50
MXHMSYM160100	<b>MXH136</b>	M16	100	15
MXHMSYM160150	<b>MXH137</b>		150	15




Tapered End



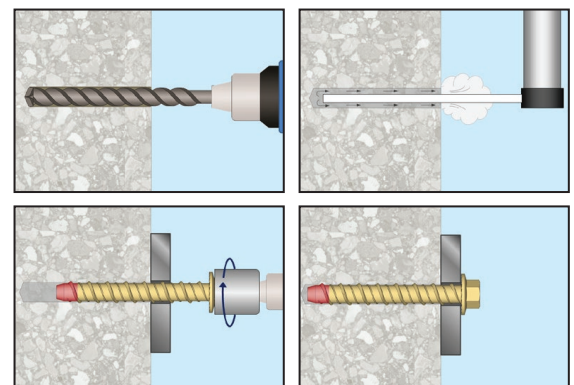
### Features

- Suitable for medium to heavy loads
- Suitable for small anchor spacing and edge distance applications
- Quick and easy to install
- Fully removable



# XBolt®

### Installation



# CONSTRUCT®

Disclaimer: While every reasonable effort has been made to ensure that this document is correct at the time of printing, Hobson Engineering®, its agencies and employees, disclaim any and all liability to any person in respect of anything or the consequences of anything done or omitted to be done in reliance upon the whole or any part of this document.

Bolt Tension | Anti-Vibration | Product Reliability | Traceability

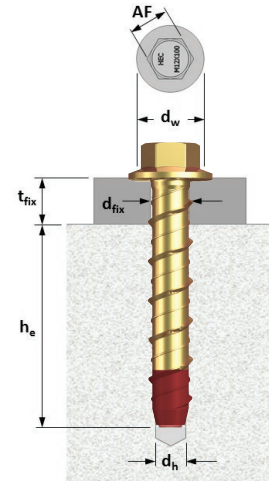


# PRODUCT DATA

## XBolt® Screw Anchor Zinc Yellow Passivate

### Installation Specification

Size	Nominal hole diameter	Minimum embedment depth	Min. hole diameter on fixture	Wrench size	Flange Head Diameter	Minimum spacing	Minimum edge distance
Ø	d <sub>h</sub> (mm)	h <sub>e,min</sub> (mm)	d <sub>fix</sub> (mm)	AF (mm)	d <sub>w</sub> (mm)	S <sub>min</sub> (mm)	c <sub>min</sub> (mm)
M5	5	25	7	8	11.0	40	40
M6	6	25	8	10	13.7	40	40
M8	8	40	11	13	17.9	40	40
M10	10	50	13	15	22.5	50	50
M12	12	55	15	16	26.1	60	60
M16	16	65	20	21	31.9	70	70



### Basic Load Performance in 32 MPa non-cracked concrete

<sup>1</sup> Design Resistance is the governing minimum load resistance obtained by comparing relevant concrete and steel resistances. Capacity reduction factors of  $\phi = 0.60$  for concrete and  $\phi = 0.80$  for steel are already included.

<sup>2</sup> Working Load is the governing minimum allowable load obtained by comparing relevant concrete and steel working loads. Factor of safety of FOS = 2.5 for steel and FOS = 3.0 for concrete are already included.

Size	Embedment Depth	Design Tensile Resistance <sup>1</sup>	Working Load in Tension <sup>2</sup>	Size	Embedment Depth	Edge Distance	Design Shear Resistance <sub>1</sub>	Working Load in Shear <sub>2</sub>
Ø	h <sub>e</sub> (mm)	ØN <sub>d</sub> (kN)	N <sub>WLL</sub> (kN)	Ø	h <sub>e</sub> (mm)	c <sub>i</sub> (mm)	ØV <sub>d</sub> (kN)	V <sub>WLL</sub> (kN)
M5	25	1.5	0.8	M5	25	80	6.7	3.3
M6	25	2.4	1.3	M6	40	40	3.1	1.7
	30	2.7	1.5			60	5.4	3.0
	45	6.1	3.3			80	8.1	4.5
	60	10.8	6.0			100	9.5	4.7
M8	35	4.1	2.3	M8	50	40	3.3	1.8
	40	5.7	3.1			60	5.8	3.2
	60	12.2	6.8			80	8.6	4.8
	80	20.1	11.1			100	11.8	6.5
M10	45	6.6	3.6	M10	60	50	4.9	2.7
	50	8.8	4.8			80	9.1	5.1
	75	18.2	10.1			100	12.4	6.9
	90	24.6	13.6			120	15.9	8.8
M12	55	7.8	4.3	M12	70	60	6.6	3.6
	60	11.3	6.2			80	9.7	5.3
	90	24.6	13.6			120	16.7	9.3
	110	34.2	19.0			150	22.6	12.6
M16	65	13.3	7.3	M16	80	70	8.7	4.8
	75	17.1	9.5			100	13.9	7.7
	100	28.0	15.5			150	23.9	13.3
	125	40.6	22.5			200	35.4	19.6

### Maximum Installation Torque (Nm)

Base Material: 32 MPa Concrete						
Anchor Diameter Ø (mm)	5	6	8	10	12	16
Installation Torque (Nm)	10	15	45	55	80	100

Disclaimer: While every reasonable effort has been made to ensure that this document is correct at the time of printing, Hobson Engineering®, its agencies and employees, disclaim any and all liability to any person in respect of anything or the consequences of anything done or omitted to be done in reliance upon the whole or any part of this document.

Bolt Tension | Anti-Vibration | Product Reliability | Traceability