






# PRODUCT DATA

## Sleeve Anchor Button Head with Break-off Nut

304 stainless button-head sleeve anchor with stud and hexagonal head blind security nut. The hex nut breaks away when installed leaving a tamper proof dome head.

Applications	Trades
<ul style="list-style-type: none"> <li>Fixing of hand rails, signage, seating and lighting in public areas.</li> <li>Correction facilities to prevent property damage and to reduce risk of escape and harm.</li> <li>Hospitals, community parks, railway stations, stadiums, to protect assets and prevent property theft or damage.</li> </ul>	<ul style="list-style-type: none"> <li>Carpenters</li> <li>Construction contractors</li> </ul>

<b>Material</b>	 304 Stainless
-----------------	--

<b>Finish</b>	 304 Stainless
	 Zinc Plated (sleeve)

Part	QFind	Length	Diameter	Pack Qty
		L (mm)	D (mm)	
MTFHDS08010060	<b>DS0810060</b>	65	10	50
MTFHDS08010080	<b>DS0810080</b>	85	10	50
MTFHDS08010100	<b>DS0810100</b>	105	10	50

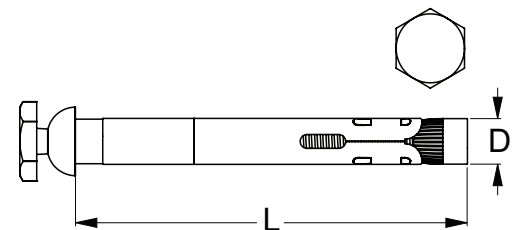


**Break-off Nut**  
Nut AF = 15mm  
(Spanner Size)



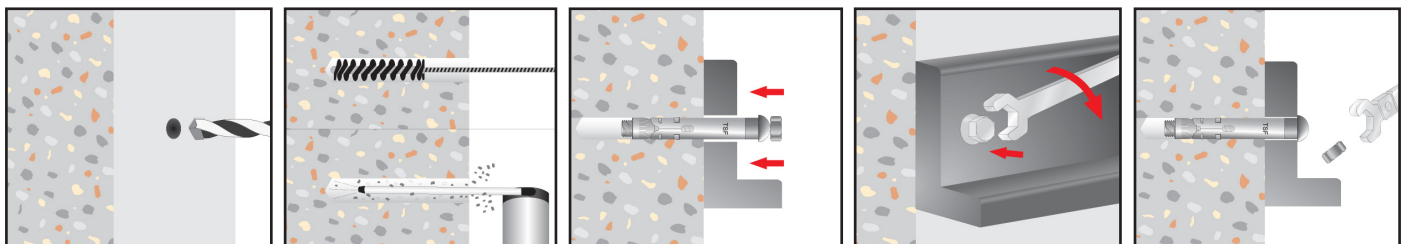
### Features

- Installation with standard spanner/socket.
- Permanent tamper proof security fixing.
- Once hex nut shears away, leaves a smooth dome head.
- Stainless steel for corrosive environments



### Installation

The anchor is set when the hex nut breaks off.



\*Installation with impact drivers not recommended

Disclaimer: While every reasonable effort has been made to ensure that this document is correct at the time of printing, Hobson Engineering®, its agencies and employees, disclaim any and all liability to any person in respect of anything or the consequences of anything done or omitted to be done in reliance upon the whole or any part of this document.

Bolt Tension | Anti-Vibration | Product Reliability | Traceability

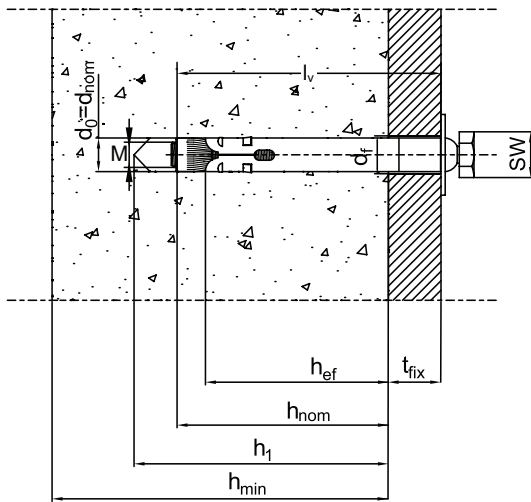
[hobson.com.au](http://hobson.com.au) **QUALITY FASTENERS SINCE 1935**



# PRODUCT DATA

## Sleeve Anchor Button Head with Break-off Nut

### Installation Data



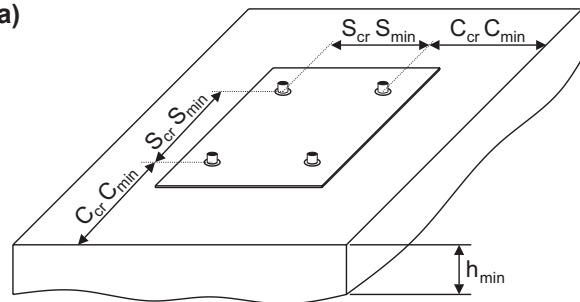
### Setting Details

<b>d<sub>nom</sub></b>	anchor diameter
<b>l<sub>t</sub></b>	anchor length
<b>M</b>	screw diameter
<b>l<sub>v</sub></b>	stud length
<b>t<sub>fix</sub></b>	maximum thickness of fixture
<b>d<sub>0</sub></b>	drill hole diameter
<b>h<sub>1</sub></b>	minimum depth of drill hole
<b>h<sub>min</sub></b>	minimum thickness of concrete member
<b>h<sub>nom</sub></b>	minimum overall anchor embedment depth in the concrete
<b>h<sub>ef</sub></b>	minimum effective anchorage depth
<b>d<sub>f</sub></b>	diameter of clearance hole in the fixture
<b>SW</b>	wrench size
<b>c<sub>min</sub></b>	minimum allowable edge distance
<b>S<sub>min</sub></b>	minimum allowable spacing
<b>C<sub>cr</sub></b>	edge distance for ensuring the transmission of the characteristic resistance of a single anchor
<b>S<sub>cr</sub></b>	spacing for ensuring the transmission of the characteristic resistance of a single anchor

Part	Anchor Size	Screw Size	t <sub>fix</sub>	d <sub>0</sub>	h <sub>1</sub>	h <sub>min</sub>	h <sub>nom</sub>	h <sub>ef</sub>	d <sub>f</sub>	SW	c <sub>min</sub>	S <sub>min</sub>	C <sub>cr,N</sub>	S <sub>cr,N</sub>
	d x l <sub>t</sub> (mm)	M x l <sub>v</sub> (mm)	(mm)	(mm)	(mm)	(mm)	(mm)	(mm)	(mm)	(mm)	(mm)	(mm)	(mm)	(mm)
MTFHDS08010060	10 x 70	8 x 65	5	10	70	100	55	50	12	15	80	80	100	150
MTFHDS08010080	10 x 90	8 x 85	25											
MTFHDS08010100	10 x 110	8 x 105	25											

### Characteristic Loads in Non-Cracked Concrete (20 MPa)

Part	Pull Out	Shear
	(kN)	(kN)
MTFHDS08010060	7.5	9.5
MTFHDS08010080		
MTFHDS08010100		



Pull-out and shear showed in the table are CHARACTERISTIC LOADS from tests run on non-cracked concrete C20/25 without edge and spacing effect (Pull-out and shear loads are in kN: 1kN = 100Kg).

Disclaimer: While every reasonable effort has been made to ensure that this document is correct at the time of printing, Hobson Engineering®, its agencies and employees, disclaim any and all liability to any person in respect of anything or the consequences of anything done or omitted to be done in reliance upon the whole or any part of this document.