




PRODUCT DATA

Metal SDS Pan Head

Self Drilling Screw (SDS) #08-18


| Applications | |
|--|--|
| <ul style="list-style-type: none"> • Sheet metal to metal fixing • Backpans • Signs | |

| | |
|-----------------|---|
| Material |  1022 C1022 Hardened |
|-----------------|---|

| | |
|---------------|--|
| Finish |  ZYP Zinc Yellow Passivate |
|---------------|--|

| Pullout Values | | | | |
|----------------|-----------------------|------------------------|----------------------------------|---------------------------|
| Plate (Purlin) | Metal Plate Thickness | ¹ Mean Load | ² Characteristic Load | ³ Working Load |
| | (mm) | (N) | (N) | (N) |
| G2 | 0.7 | 950 | 800 | 300 |
| G2 | 1.2 | 1550 | 1400 | 550 |
| G550 | 1.5 | 3650 | 3150 | 1250 |
| G450 | 2.0 | 4800 | 4150 | 1650 |
| G450 | 2.5 | 6400 | 5450 | 2200 |

8 Gauge Pan Head



| Drill Point Test | | | | | |
|------------------|-----------------------|------|-------------|---------------------------|------------------------|
| Plate (Purlin) | Metal Plate Thickness | Load | Drill Speed | Drill Time | Drill Time |
| | (mm) | (kg) | (RPM) | (Max. individual) Seconds | (Max. average) Seconds |
| G450 | 1.5 | 18 | 2200 | 4 | 3 |

| Mechanical Properties | | | | |
|-----------------------|------------------------------------|----------------------------------|--|--|
| Torsional Strength | ¹ Mean Tensile Strength | ¹ Mean Shear Strength | ² Characteristic Tensile Strength | ² Characteristic Shear Strength |
| (Nm) | (N) | (N) | (N) | (N) |
| 4.7 | 8050 | 4850 | 6750 | 4050 |

Note: 1000N = 1kN

¹ Mean Load/Strength is the average ultimate strength of samples tested.

² Characteristic Load/Strength: 95% of these screws are expected to have a strength greater than the loads shown.

³ Working Load is the governing minimum allowable load obtained by comparing relevant concrete and steel working loads. Factor of Safety (FOS=2.5 for steel, FOS=2.5 for timber and FOS=3.0 for concrete) are already included.

All values are obtained under laboratory conditions using DRILLX product. Safety factors should be considered for design purposes. Actual pullout loads may differ slightly depending on certain properties of the base material.

Disclaimer: While every reasonable effort has been made to ensure that this document is correct at the time of printing, Hobson Engineering®, its agencies and employees, disclaim any and all liability to any person in respect of anything or the consequences of anything done or omitted to be done in reliance upon the whole or any part of this document.



Bolt Tension | Anti-Vibration | Product Reliability | Traceability

hobson.com.au **QUALITY FASTENERS SINCE 1935**

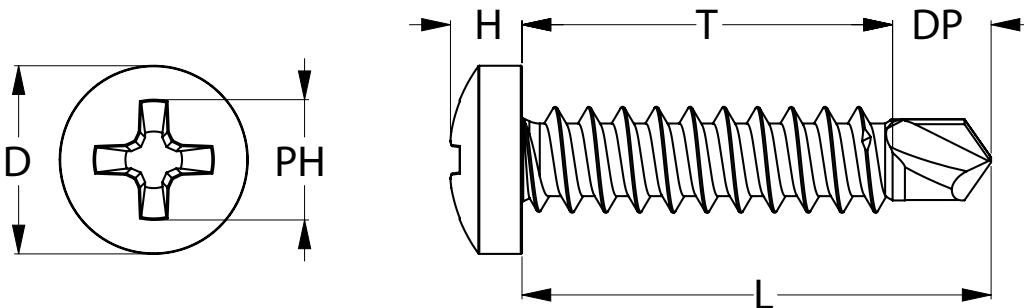




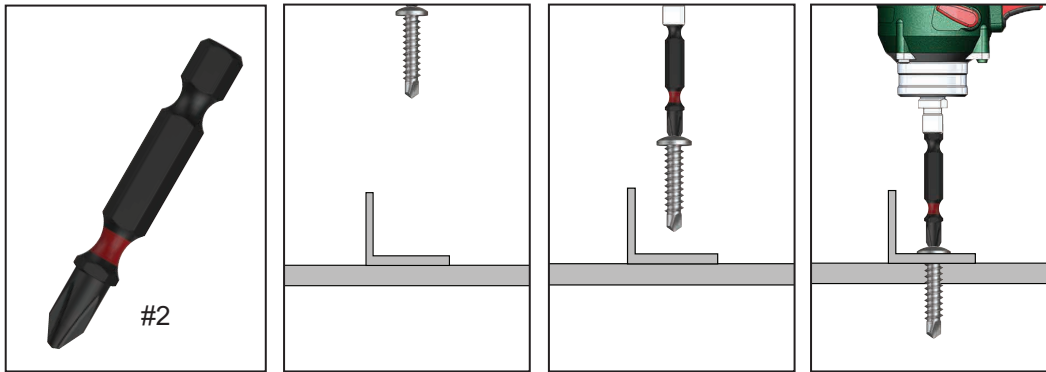
PRODUCT DATA

Metal SDS Pan Head

| Part | QFind | Gauge | TPI | Length | Thread Length | Drill Point Length | Head Height | Head ø | Drive Size | Pack Qty |
|----------------|-------------|-------|-----|--------|---------------|--------------------|-------------|--------|------------|----------|
| | | | | L (mm) | T (mm) | DP (mm) | H (mm) | D (mm) | PH (size) | |
| T9PMYPP0818012 | Q500 | 8 | 18 | 12 | 7 | 5 | 3 | 8 | #2 | 1000 |
| T9PMYPP0818020 | Q504 | | | 20 | 15 | | | | | |



Installation



Recommended
Phillips Size #2 Drive Bit:

| Part | QFind | Length (mm) |
|---------------|-------|----------------|
| TXDIPPHS20050 | B316 | 50 |
| TXDIPPHS20075 | BA27 | 75 |
| TXDIPPHS20100 | B326 | 100 |
| TXDIPPHS20150 | B331 | 150 |

Installation Guide

1. Use a cordless screw driver set between 2,200-3,000 RPM. Fit the Phillips Drive Bit into the screw and place at the fastening position.
2. Apply consistently firm pressure to the screw driver while the screw is drilling.
3. Care should be taken not to over-tighten the screw.

*Installation with impact drivers not recommended.

Disclaimer: While every reasonable effort has been made to ensure that this document is correct at the time of printing, Hobson Engineering®, its agencies and employees, disclaim any and all liability to any person in respect of anything or the consequences of anything done or omitted to be done in reliance upon the whole or any part of this document.

Bolt Tension | Anti-Vibration | Product Reliability | Traceability

hobson.com.au **QUALITY FASTENERS SINCE 1935**

