




Product Data Sheet

Hex Head Flanged Self Drilling Screw

ZYP / AS3566

Finish: Zinc Yellow Passivate.

Application: Fixing metal to metal.

DRILLX[®]

Part	QFind	Gauge	TPI	Length	Pack Qty	Pack Weight
			(mm)	(mm)		(kg)
T9PMYFH1016016	Q506	10	16	16	1000	3.03
T9PMYFH1016025	Q507	10	16	25	1000	3.76

Material	Drilling Capacity
Top Hat Batten	0.75mm
Steel Purlin	1.00mm ~ 2.40mm

Mechanical Properties	Characteristic*
Tensile Strength (N)	11,150
Shear Strength (N)	6,130
Torsional Strength (Nm)	9.1

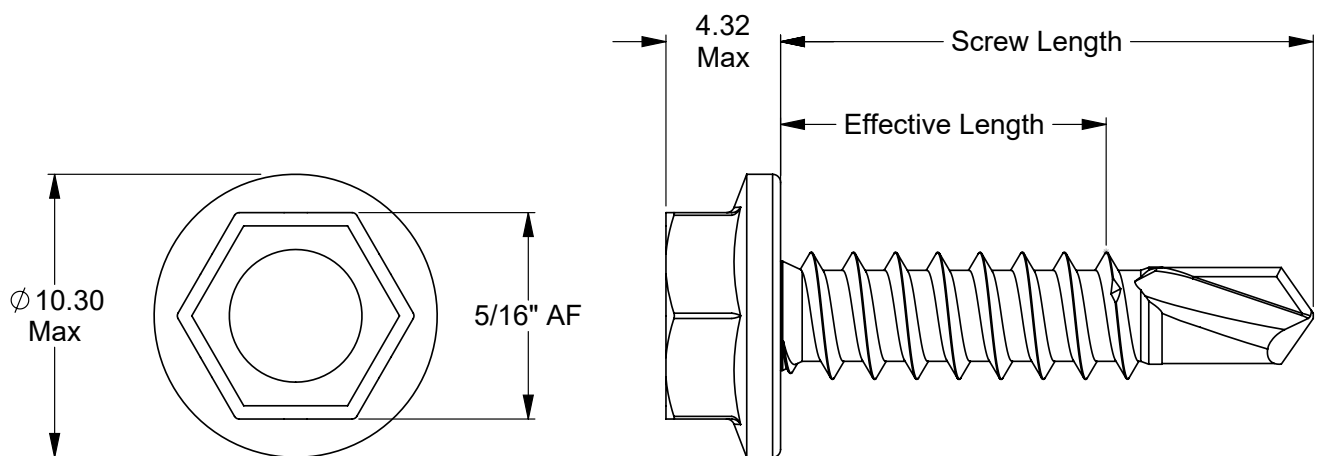
Ultimate Pullout Strength (N)		
Base Plate	Mean^	Characteristic*
0.75 mm G550	1,760	1,480
1.20 mm G450	3,240	2,970
1.50 mm G450	4,490	4,050
1.90 mm G450	5,750	5,250
2.40 mm G450	7,180	6,580
All values are obtained under laboratory conditions using DRILLX [®] product. Safety factors should be considered for design purposes.		
* Characteristic Strength – is the 5% fractile strength which has a 95% probability of being exceeded at a confidence level of 90%.		
^ Mean Ultimate Strength – is the average ultimate strength of samples tested.		



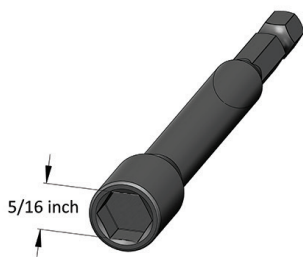
Product Data Sheet

Hex Head Flanged Self Drilling Screw

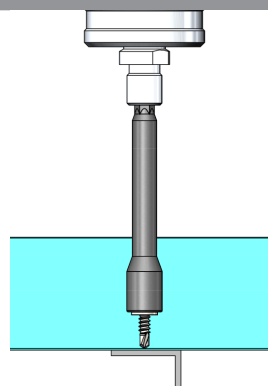
Part	Length	Grip Length	Effective Length
	(mm)	(mm)	(mm)
T9PMYFH1016016	15-17	-	9.70 Max
T9PMYFH1016025	24-25	-	17.7 Max

DRILLX


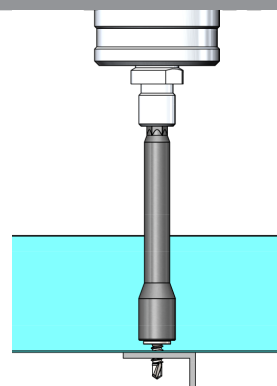
Installation Instructions



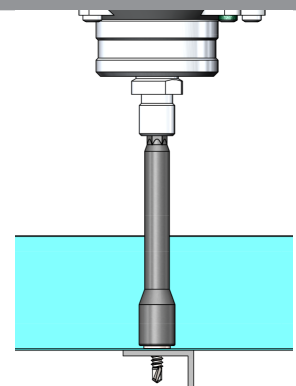
1. Use a 5/16" Hobson Hex Nut Setter:
TXDSIS0310045 – 45mm
TXDSIS0310065 – 65mm
TXDSIS0310100 – 100mm
TXDSIS0310150 – 150mm
TXDSIS0310200 – 200mm
TXDSIS0310300 – 300mm



2. Use a cordless screw driver set between 2,200-3,000 RPM. Fit the Hex Nut Setter over the screw and place at the fastening position.



3. Apply consistently firm pressure to the screw driver while the screw is drilling.



4. Care should be taken not to overtighten the screw.