



# PRODUCT DATA


## Metal Stitching Screw Countersunk Head

### Self Drilling Needle Point Screw (SDS) #10-08

Applications	
•	Fixing fibre cement sheeting to timber or thin light gauge steel
•	Plasterboard/chipboard
•	Ideal for high pollution areas and corrosive conditions


**DRILLX<sup>®</sup>**

**10 Gauge  
CSK Head**



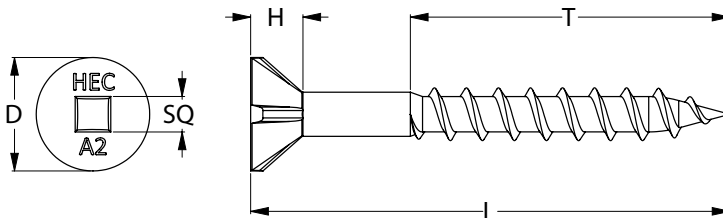
<b>Material</b>	<b>304</b> AISI 304/A2
-----------------	------------------------

<b>Finish</b>	<b>304</b> 304 Stainless
---------------	--------------------------



4 ribs under the head to assist with countersinking the screw into material.

### Dimensions



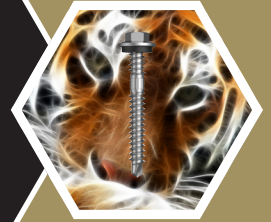
Part	QFind	Gauge	TPI	Length	Thread Length	Head ø Height	Head ø	Drive Size
				L (mm)	T (mm)	H (mm)	D (mm)	
T04NS4Q1008065	<b>QT17</b>	10	8	65	43	4.2	9	Square #2
T04NS4Q1008075	<b>QT18</b>			75	50			
T04NS4Q1008100	<b>QT19</b>			100	67			

Disclaimer: while every reasonable effort has been made to ensure that this document is correct at the time of printing, Hobson Engineering®, its agencies and employees disclaim all liability in respect to anything or the consequences of anything done or omitted regarding the whole or any part of this document. HEC product marking is the manufacturing mark of Hobson Engineering. HEC is a registered trademark of Hobson Engineering.

Bolt Tension | Anti-Vibration | Product Reliability | Traceability

[hobson.com.au](http://hobson.com.au) **QUALITY FASTENERS SINCE 1935**





# PRODUCT DATA

## Metal Stitching Screw Countersunk Head

Page 2 of 3

### Pullout Values

Plate (Purlin)	Metal Plate Thickness	<sup>1</sup> Mean Load	<sup>2</sup> Characteristic Load	<sup>3</sup> Working Load
	(mm)	(N)	(N)	(N)
G550	0.55	650	450	150

### Drill Point Test

Plate (Purlin)	Metal Plate Thickness	Load	Drill Speed	Drill Time	Drill Time
	(mm)	(kg)	(RPM)	(Max. individual) Seconds	(Max. Average) Seconds
G550	0.55	13	2200	1.5	1.0

### Mechanical Properties

Torsional Strength	<sup>1</sup> Mean Tensile Strength	<sup>1</sup> Mean Shear Strength	<sup>2</sup> Characteristic Tensile Strength	<sup>2</sup> Characteristic Shear Strength
(Nm)	(N)	(N)	(N)	(N)
5	6100	3650	6000	3600

Note: 1000N = 1kN

<sup>1</sup>Mean Load/Strength is the average ultimate strength of samples tested.

<sup>2</sup>Characteristics Load/Strength: 95% of these screws are expected to have a strength greater than the loads shown.

<sup>3</sup>Working Load is the governing minimum allowable load obtained by comparing relevant concrete and steel working loads. Factor of Safety (FOS=2.5 for steel, FOS=2.5 for timber and FOS=3.0 for concrete) are already included.

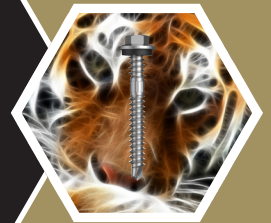
All values are obtained under laboratory conditions using DRILLX product. Safety factors should be considered for design purposes. Actual pullout loads may differ slightly depending on certain properties of the base material.

Disclaimer: while every reasonable effort has been made to ensure that this document is correct at the time of printing, Hobson Engineering®, its agencies and employees disclaim all liability in respect to anything or the consequences of anything done or omitted regarding the whole or any part of this document. HEC product marking is the manufacturing mark of Hobson Engineering. HEC is a registered trademark of Hobson Engineering.

Bolt Tension | Anti-Vibration | Product Reliability | Traceability

[hobson.com.au](http://hobson.com.au) **QUALITY FASTENERS SINCE 1935**





# PRODUCT DATA

## Metal Stitching Screw Countersunk Head

### Installation

1. Use a cordless screw driver set at max 2,500 RPM. Fit the Square Drive Bit over the screw and place at the fastening position.
2. Apply consistently firm pressure to the screw driver while the screw is drilling.
3. Care should be taken not to over-tighten the screw.

\*Installation with impact drivers not recommended.

### Recommended for use with:

POWER SQUARE S2 ALLOY STEEL BLACK / impaX DRIVE BIT 1/4		
Part	QFind	Length (mm)
TXDIPSQS20100	B375	100
TXDIPSQS20150	B380	150



Recommended Square #2 Drive Bit

Disclaimer: while every reasonable effort has been made to ensure that this document is correct at the time of printing, Hobson Engineering®, its agencies and employees disclaim all liability in respect to anything or the consequences of anything done or omitted regarding the whole or any part of this document. HEC product marking is the manufacturing mark of Hobson Engineering. HEC is a registered trademark of Hobson Engineering.

Bolt Tension | Anti-Vibration | Product Reliability | Traceability

[hobson.com.au](http://hobson.com.au) **QUALITY FASTENERS SINCE 1935**

