



PRODUCT DATA


S500 SDS Panel iGrip Flange Hex Head



Description

Bi-metallic self-drilling screws engineered for effective fastening of panels and sheeting to steel.

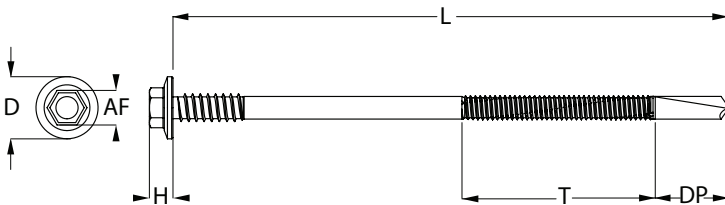
DRILLX[®]

12 Gauge Hex Head with S500 Extended Drill Point



Applications	
<ul style="list-style-type: none"> For fastening insulation panels to steel 	
Material	 304 Stainless CL3 R1000
Finish	 R1000 Bi-Metal 304 Stainless

Dimensions



Bi-Fix[™]

Part	QFind	Gauge	TPI	Length	Thread Length	Drill Point Length	Head Height	Head ø	Drive Size
				L (mm)	T (mm)	DP (mm)	H (mm)	D (mm)	AF (inch)
T4X5XIH1224090	Q941	12	24	90	17	17	5.6	13.5	5/16
T4X5XIH1224100	Q942			100	43	17	5.6	13.5	5/16
T4X5XIH1224125	Q943			125	43	17	5.6	13.5	5/16

Disclaimer: while every reasonable effort has been made to ensure that this document is correct at the time of printing, Hobson Engineering®, its agencies and employees disclaim all liability in respect to anything or the consequences of anything done or omitted regarding the whole or any part of this document. HEC product marking is the manufacturing mark of Hobson Engineering. HEC is a registered trademark of Hobson Engineering.

Bolt Tension | Anti-Vibration | Product Reliability | Traceability

hobson.com.au **QUALITY FASTENERS SINCE 1935**





PRODUCT DATA

S500 SDS Panel iGrip Flange Hex Head

Pullout Values

Plate (Purlin)	Metal Plate Thickness	¹ Mean Load	² Characteristic Load	³ Working Load
	(mm)	(N)	(N)	(N)
G2	3	5100	4300	1700
HRS	5	11200	9950	4000
HRS	6	11750	10950	4400
HRS	8	11950	11500	4600

Mechanical Properties

Torsional Strength	¹ Mean Tensile Strength	¹ Mean Shear Strength	² Characteristic Tensile Strength	² Characteristic Shear Strength
(Nm)	(N)	(N)	(N)	(N)
11.3	12500	7500	12300	7400

Drill Point Test

Plate (Purlin)	Metal Plate Thickness	Load	Drill Speed	Drill Time	Drill Time
	(mm)	(kg)	(RPM)	(Max. individual) seconds	(Max. average) seconds
CRS	8	27	2200	10	7

Note: 1000N = 1kN

¹ Mean Load/Strength: the average ultimate strength of samples tested.

² Characteristic Load/Strength: 95% of these screws are expected to have a strength greater than the loads shown.

³ Working Load: the governing minimum allowable load obtained by comparing relevant concrete and steel working loads. Factors of Safety (FOS = 2.5 for steel, FOS = 2.5 for timber and FOS = 3.0 for concrete) are already included.

All values are obtained under laboratory conditions using DRILLX® products. Safety factors should be considered for design purposes. Actual pullout loads may differ depending on certain properties of the base material.

Disclaimer: while every reasonable effort has been made to ensure that this document is correct at the time of printing, Hobson Engineering®, its agencies and employees disclaim all liability in respect to anything or the consequences of anything done or omitted regarding the whole or any part of this document. HEC product marking is the manufacturing mark of Hobson Engineering. HEC is a registered trademark of Hobson Engineering.